

What's New in Configura 9.9?

December 21, 2020

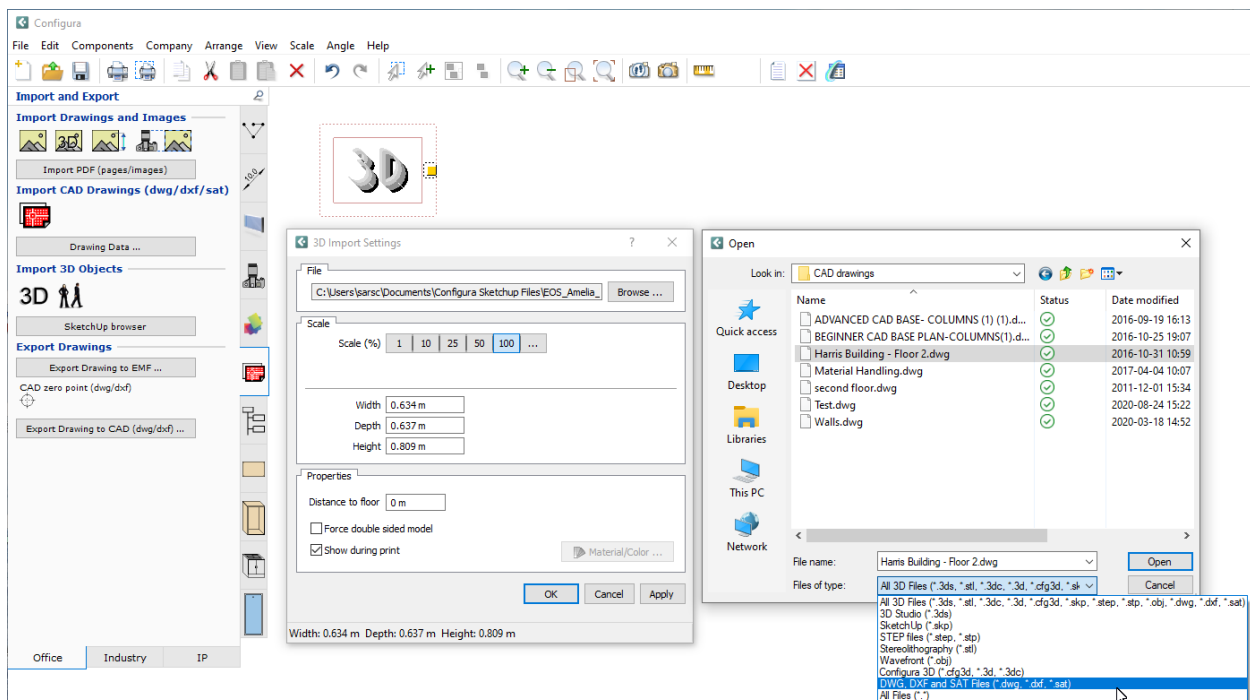
News and changes

Although Configura Core version 9.9 is a maintenance version it still contains plenty of updates; mainly found under the hood. Some of them are only intended for developers, but users will of course benefit from the updates too.

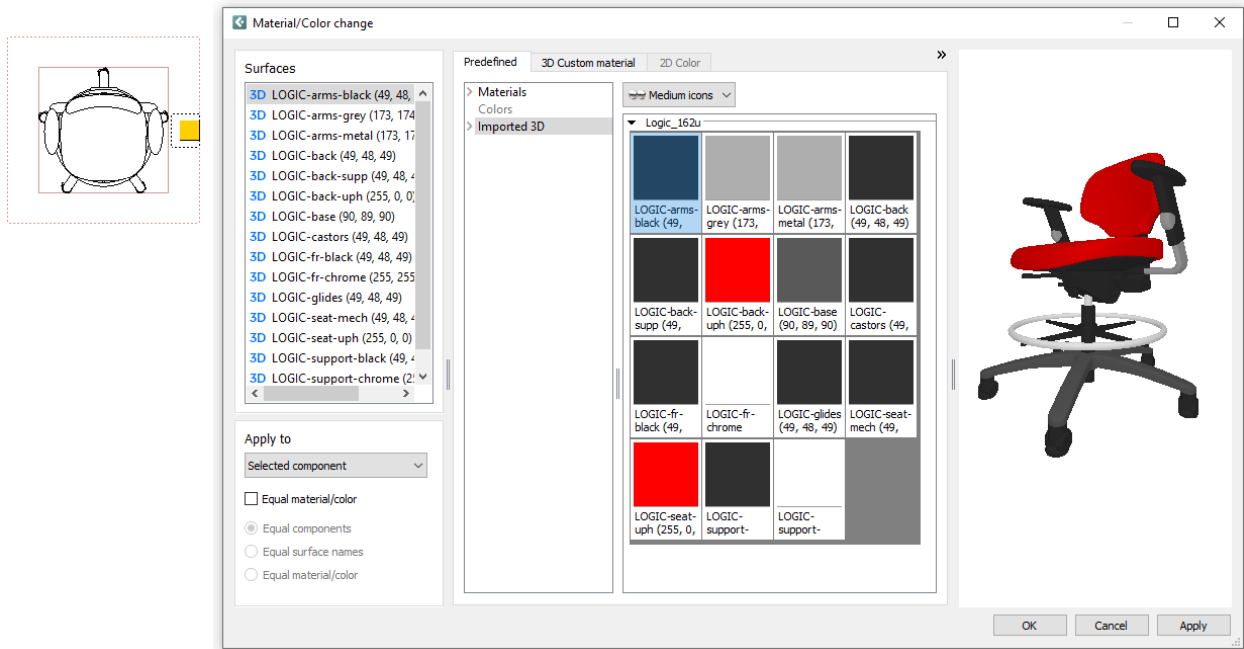
Import AutoCAD 3D as Import3D object

AutoCAD 3D models (files with the extensions .dwg, .dxf, and .sat) can now be imported as 3D objects in Configura which enables you to apply 3D materials to AutoCAD 3D models.

To use this feature, the **Import 3D object** component must be placed in your drawing. Importing the model with drag and drop will import the file as a CAD object.

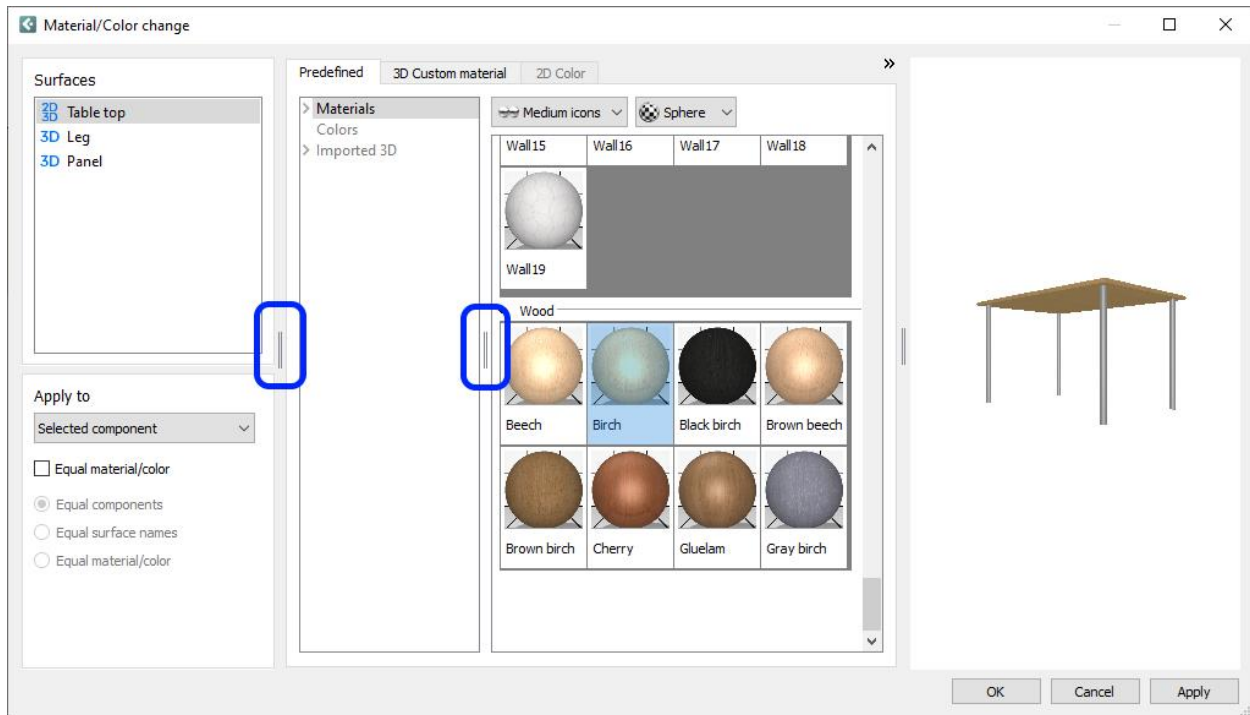


After importing the model, use the Material/Color change dialog to apply 3D materials:



Updates in the Material/Color change dialog

Two extra splitters have been added, allowing you to resize each section:



Miscellaneous

- The Catalogue Server has been updated to the latest release (11.5).
- We have added support for SketchUp versions 2019 and 2020.

Bug fixes

- Fixed problem with imported 3D objects lacking textures when a Configura archive (*.omz) drawing was created.
- Fixed problem with exploded DWG blocks having a negative distance to the floor, causing them to be placed underneath the floor.
- Fixed problem with resetting the 3D custom material (RGB) for imported 3D objects.
- Fixed problem with images becoming blurry when rendering large textures.

Known issue

Please note that the **Barrier System** catalogue has been temporarily removed from the Catalogue Browser due to maintenance. At the moment, we cannot say exactly when it will make its comeback.

